


SOLIDS



GLACIER WHITE



ICE WHITE



CAMEO WHITE



BISQUE



SUN



VANILLA



BUTTER CREAM



BONE



BEEES WAX



SAND **NEW!**



CARGO **NEW!**



PEACH



MANDARIN



GRAPE GREEN **NEW!**



SEAGRASS



PEARL GRAY



HOT



LILAC



SUMMER SKY **NEW!**



BEACH GLASS



BOUGAINVILLEA **NEW!**



GRAPHIC BLUE



MARINE BLUE **NEW!**




PEWTER **NEW!**



COFFEE BEAN



NOCTURNE



GLACIER WHITE

(A) $\frac{1}{4}$ $\frac{1}{2}$ in
6 12.3 mm



WHITECAP

(F) $\frac{1}{2}$ in
12.3 mm



ANTARCTICA

(F) $\frac{1}{2}$ in
12.3 mm



EVEREST

(E) $\frac{1}{4}$ $\frac{1}{2}$ in
6 12.3 mm



VANILLA

(B) $\frac{1}{4}$ $\frac{1}{2}$ in
6 12.3 mm



TUMBLED GLASS

(F) $\frac{1}{2}$ in
12.3 mm



BONE

(B) $\frac{1}{4}$ $\frac{1}{2}$ in
6 12.3 mm



SAHARA

(F) $\frac{1}{2}$ in
12.3 mm



BUTTER CREAM

(B) $\frac{1}{2}$ in
12.3 mm



AURORA

(A) $\frac{1}{4}$ $\frac{1}{2}$ in
6 12.3 mm



RAFFIA


(C) $\frac{1}{2}$ in
12.3 mm

NEW!



MOJAVE

(C) $\frac{1}{2}$ in
12.3 mm



SUN*

(C) $\frac{1}{2}$ in
12.3 mm



OCHRE

(C) $\frac{1}{2}$ in
12.3 mm



BEEES WAX

(F) $\frac{1}{2}$ in
12.3 mm



MANDARIN*

(C) $\frac{1}{2}$ in
12.3 mm



MATTERHORN

(E) $\frac{1}{2}$ in
12.3 mm



CARGO

(B) $\frac{1}{2}$ in
12.3 mm

NEW!



SILT

(C) $\frac{1}{2}$ in
12.3 mm



BURNT AMBER

(C) $\frac{1}{2}$ in
12.3 mm



SIENNA BROWN

(C) $\frac{1}{2}$ in
12.3 mm

NEW!



MEDEA

(C) $\frac{1}{2}$ in
12.3 mm

NEW!



CANYON

(E) $\frac{1}{2}$ in
12.3 mm



COCOA BROWN*

(F) $\frac{1}{2}$ in
12.3 mm

* Dark, heavily pigmented Colours of Corian® (shown above with an asterisk *), will show scratches, dust and ordinary wear and tear more readily than lighter, textured colours. We recommend that these colours not be used in applications where the surface is exposed to heavy use and contact (i.e. worktops). These colours are most suitable for applications where surface contact is light and for use as inlays and accent colours. For more information on selecting the ideal Colour of Corian® for your application, please consult with your DuPont™ Corian® representative.

** Ice White is a colour with superior translucency to enhance the potential for lighting effects with Corian®.

Possible finishes: matte, semigloss, gloss. Different thicknesses and colours are available according to our special order policy.

(A)–(G) indicate price groups. Standard dimensions are nominal (12.3 mm). Printed representation of colours may vary from actual samples.



ABALONE
(E) $\frac{1}{2}$ in
12.3 mm



BISQUE
(B) $\frac{1}{4}$ $\frac{1}{2}$ in
6 12.3 mm



LINEN
(C) $\frac{1}{2}$ in
12.3 mm



SAVANNAH
(F) $\frac{1}{2}$ in
12.3 mm



PEACH
(B) $\frac{1}{4}$ $\frac{1}{2}$ in
6 12.3 mm



FOSSIL
(F) $\frac{1}{2}$ in
12.3 mm



OYSTER
(F) $\frac{1}{2}$ in
12.3 mm



PEPPER IVORY
(E) $\frac{1}{2}$ in
12.3 mm



SANDSTONE
(C) $\frac{1}{4}$ $\frac{1}{2}$ in
6 12.3 mm



SAND **NEW!**
(B) $\frac{1}{2}$ in
12.3 mm



BEIGE FIELDSTONE
(F) $\frac{1}{2}$ in
12.3 mm



SEASHELL
(E) $\frac{1}{2}$ in
12.3 mm



KILIMANJARO
(E) $\frac{1}{2}$ in
12.3 mm



PRIMROSE
(C) $\frac{1}{4}$ $\frac{1}{2}$ in
6 12.3 mm



BLUE RIDGE
(E) $\frac{1}{2}$ in
12.3 mm



ADOBE*
(C) $\frac{1}{2}$ in
12.3 mm



HOT*
(C) $\frac{1}{2}$ in
12.3 mm



BOUGAINVILLEA* **NEW!**
(C) $\frac{1}{2}$ in
12.3 mm



LILAC*
(C) $\frac{1}{2}$ in
12.3 mm



MEDITERRANEAN
(F) $\frac{1}{2}$ in
12.3 mm



TERRA
(F) $\frac{1}{2}$ in
12.3 mm



SEQUOIA
(E) $\frac{1}{2}$ in
12.3 mm



VESUVIUS
(F) $\frac{1}{2}$ in
12.3 mm



POMPEII RED*
(E) $\frac{1}{2}$ in
12.3 mm



GRAY FIELDSTONE
(F) $\frac{1}{2}$ in
12.3 mm



COFFEE BEAN*
(F) $\frac{1}{2}$ in
12.3 mm



SHALE*
(C) $\frac{1}{2}$ in
12.3 mm



GRAVEL*
(F) $\frac{1}{2}$ in
12.3 mm



MARDI GRAS
(E) $\frac{1}{2}$ in
12.3 mm



RUBY*
(G) $\frac{1}{2}$ in
12.3 mm

* En los colores de Corian® oscuros muy pigmentados (indicados con un asterisco *), se apreciarán los arañazos, el polvo y el desgaste habitual con mayor facilidad que en los colores más claros y texturizados. Se recomienda no utilizar estos colores en aplicaciones cuya superficie esté expuesta a objetos pesados y contactos continuos (por ejemplo las encimeras). Estos colores resultan más adecuados para aquellas aplicaciones en las que el contacto con la superficie no es intenso y para su utilización como incrustaciones y detalles con colores más vivos.

Para obtener más información sobre cómo elegir el color de Corian® ideal para su aplicación, consulte a su representante de DuPont™ Corian®.

** Ice White es un color de gran transparencia que permite el máximo de posibilidades de Corian® en iluminación.

Acabados posibles: mate, satinado, brillante. Otros espesores y colores están disponibles dentro de nuestra política de pedido. (A)-(G) se refiere a la categoría de precios. Las dimensiones estándar son dimensiones nominales (12.3mm). La representación impresa de los colores puede diferir de las muestras reales.



FESTIVAL
(E) $\frac{1}{2}$ in
12.3 mm



VENARO WHITE
(D) $\frac{1}{4}$ $\frac{1}{2}$ in
6 12.3 mm



CAMEO WHITE
(B) $\frac{1}{4}$ $\frac{1}{2}$ in
6 12.3 mm



DAWN BEIGE
(D) $\frac{1}{2}$ in
12.3 mm



WHITE JASMINE
(C) $\frac{1}{2}$ in **NEW!**
12.3 mm



BEACH GLASS
(B) $\frac{1}{2}$ in
12.3 mm



SEAGRASS
(B) $\frac{1}{4}$ $\frac{1}{2}$ in
6 12.3 mm



PYRENEES
(E) $\frac{1}{2}$ in
12.3 mm



ECLIPSE
(C) $\frac{1}{4}$ $\frac{1}{2}$ in
6 12.3 mm



DOVE
(C) $\frac{1}{2}$ in **NEW!**
12.3 mm



AQUA
(C) $\frac{1}{4}$ $\frac{1}{2}$ in
6 12.3 mm



BLUE PEBBLE
(F) $\frac{1}{2}$ in
12.3 mm



STONE WASHED
(C) $\frac{1}{2}$ in
12.3 mm



CARIBBEAN
(F) $\frac{1}{2}$ in
12.3 mm



OLIVE *
(C) $\frac{1}{2}$ in
12.3 mm



ATLANTIS
(F) $\frac{1}{2}$ in
12.3 mm



SUMMER SKY*
(C) $\frac{1}{2}$ in **NEW!**
12.3 mm



GRAPHIC BLUE*
(C) $\frac{1}{2}$ in
12.3 mm



TARRAGON
(C) $\frac{1}{2}$ in
12.3 mm



GRAPE GREEN *
(C) $\frac{1}{2}$ in **NEW!**
12.3 mm



OCEANIC
(C) $\frac{1}{4}$ $\frac{1}{2}$ in
6 12.3 mm



MARINE BLUE*
(C) $\frac{1}{2}$ in **NEW!**
12.3 mm



STORM BLUE*
(C) $\frac{1}{2}$ in
12.3 mm



FLINT *
(C) $\frac{1}{2}$ in
12.3 mm



MIDNIGHT
(C) $\frac{1}{4}$ $\frac{1}{2}$ in
6 12.3 mm



BLACKBERRY ICE *
(E) $\frac{1}{2}$ in
12.3 mm



AZURE *
(G) $\frac{1}{2}$ in
12.3 mm



COBALT *
(G) $\frac{1}{2}$ in
12.3 mm



BLACK QUARTZ *
(G) $\frac{1}{4}$ $\frac{1}{2}$ in
6 12.3 mm



NIGHT SKY*
(E) $\frac{1}{2}$ in
12.3 mm

* Le tonalità più scure, che contengono una quantità maggiore di pigmenti (contrassegnate con un asterisco *), rendono più evidenti i graffi, la polvere e in generale sono più soggette all'usura rispetto ai colori più chiari e ai motivi simili al granito. Per questo i colori più scuri non sono consigliati per applicazioni che prevedono l'uso continuo e intensivo della superficie (come i piani di lavoro, per esempio). Questi colori sono più adatti per applicazioni dove l'utilizzo della superficie è meno pesante, per realizzare intarsi o per dare risalto ai colori.

Per ulteriori informazioni sulla scelta del colore di Corian® più appropriato per le vostre necessità, contattare il locale rappresentante di DuPont™ Corian®.

** Ice White è un colore di una luminosità superiore e tale da accentuare il potenziale di effetti luminosi di Corian®.

Finiture possibili: opaca, semilucida, lucida. Altri spessori e colori sono disponibili per ordini speciali.

(A)-(G) indicano i gruppi di prezzi. Le dimensioni standard sono nominali (12,3 mm). È possibile che si verifichino leggere differenze tra le tonalità stampate.



ICE WHITE**
(B) $\frac{1/4}{6}$ $\frac{1/2}{12.3}$ in **NEW!**
mm



PEARL GRAY
(B) $\frac{1/4}{6}$ $\frac{1/2}{12.3}$ in
mm




PEWTER
(B) $\frac{1/2}{12.3}$ in **NEW!**
mm



DUSK
(C) $\frac{1/4}{6}$ $\frac{1/2}{12.3}$ in
mm




MOSS
(C) $\frac{1/2}{12.3}$ in
mm



MACADAM
(F) $\frac{1/2}{12.3}$ in
mm



PLATINUM
(F) $\frac{1/2}{12.3}$ in
mm




SPRUCE
(E) $\frac{1/2}{12.3}$ in
mm



MALACHITE
(C) $\frac{1/4}{6}$ $\frac{1/2}{12.3}$ in
mm



MONT BLANC
(E) $\frac{1/2}{12.3}$ in
mm



RAIN FOREST
(F) $\frac{1/2}{12.3}$ in
mm



EVERGREEN
(C) $\frac{1/2}{12.3}$ in
mm



ANTHRACITE*
(E) $\frac{1/2}{12.3}$ in
mm



BRONZE PATINA*
(E) $\frac{1/2}{12.3}$ in
mm



NOCTURNE*
(C) $\frac{1/4}{6}$ $\frac{1/2}{12.3}$ in
mm



EBONY BLACK*
(C) $\frac{1/4}{6}$ $\frac{1/2}{12.3}$ in **NEW!**
mm

DuPont™
CORIAN®
SOLID SURFACES

* Ao contrário dos tons claros e texturados, as cores escuras, fortemente pigmentadas (indicadas com um asterisco *), revelam mais facilmente os riscos, o pó, as marcas da utilização quotidiana. Recomendamos que não escolha estas cores para superfícies expostas a uma utilização intensa (por exemplo as bancadas). Estas cores destinam-se sobretudo a revestir superfícies que não impliquem um contacto constante, sendo também ideais como base para incrustações de outras cores. Para mais informações sobre como escolher a cor Corian® ideal para o tipo de aplicação e de decoração que deseja, contacte o seu representante DuPont™ Corian®.

** Ice White é a cor mais transparente do Corian® e como tal é ideal para aplicações luminosas.

Acabamentos possíveis: sem brilho, semi-brilhante, brilhante. Outras cores e texturas podem estar disponíveis por encomenda. Os códigos (A)-(G) indicam os grupos de preço. As dimensões standard são nominais (12,3mm). As cores apresentadas neste catálogo podem ter uma pequena diferença em relação às amostras reais.